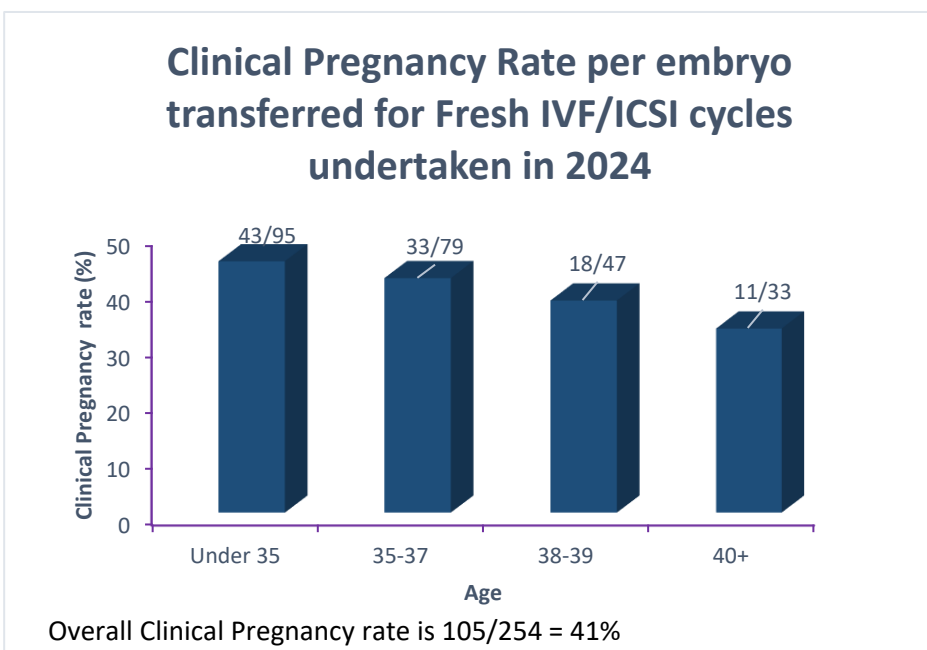


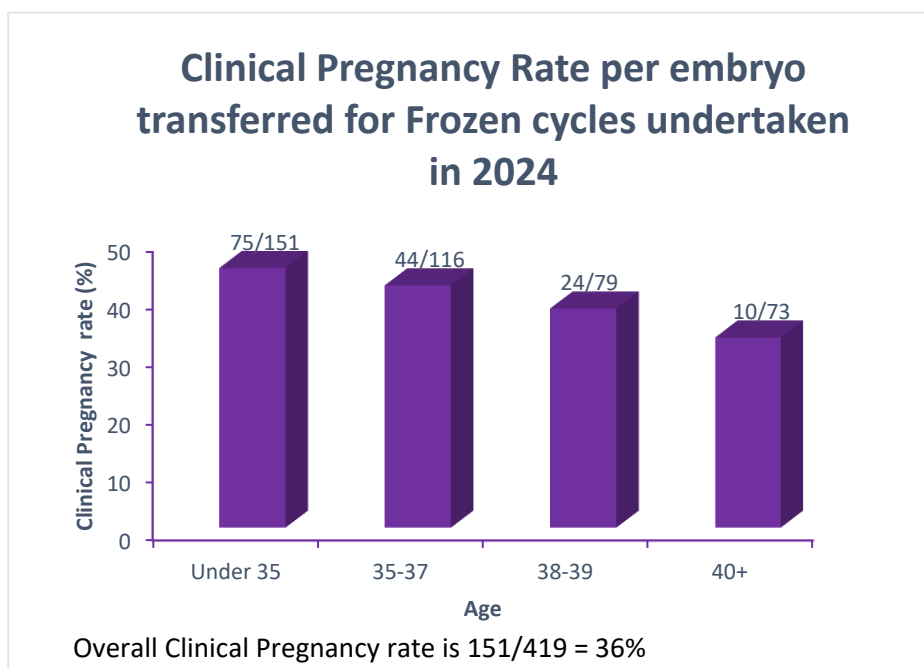
Clinical Pregnancy rate per embryo transferred for fresh IVF/ICSI cycles undertaken in 2024

Clinical Pregnancy rate per embryo transferred for fresh IVF/ICSI cycles undertaken in 2024	
Age (years)	Clinical pregnancy rate (%)
Under 35	45
35-37	42
38-39	38
40+	33



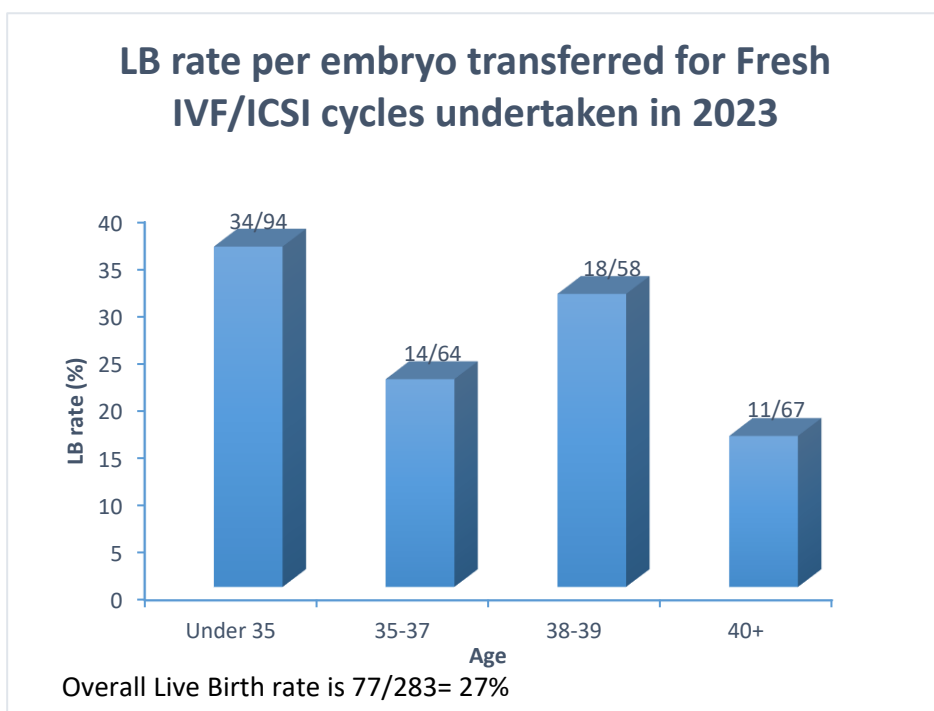
Clinical Pregnancy rate per embryo transferred for frozen cycles undertaken in 2024

Clinical Pregnancy rate per embryo transferred for Frozen cycles undertaken in 2024	
Age (years)	Clinical pregnancy rate (%)
Under 35	50
35-37	35
38-39	30
40+	14



Live birth rate per embryo transferred for fresh IVF/ICSI cycles undertaken in 2023

Live birth rate per embryo transferred for fresh IVF/ICSI cycles undertaken in 2023	
Age (years)	Live birth rate (%)
Under 35	36
35-37	22
38-39	31
40+	16



LB rate per embryo transferred for frozen cycles undertaken in 2023

LB rate per embryo transferred for Frozen cycles undertaken in 2023	
Age (years)	Live birth rate (%)
Under 35	35
35-37	23
38-39	24
40+	25

