

# Creating Healthy Places with the Place Standard Tool

Anna Gale, Health Improvement Manager

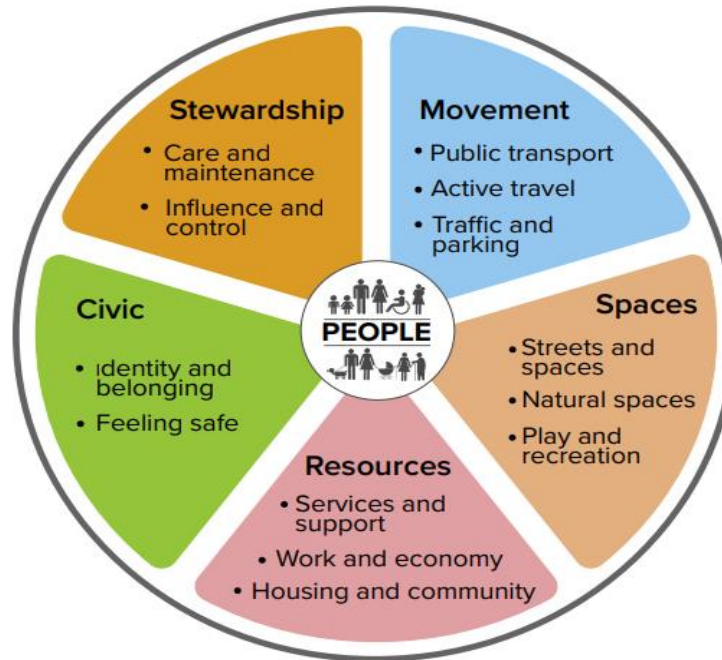
28<sup>th</sup> September 2022

# Aim of session

- Place and Wellbeing Outcomes
- Place Standard Tool
  - Versions of the tool
  - How it can be used
  - Case Studies



# Place and Wellbeing Outcomes

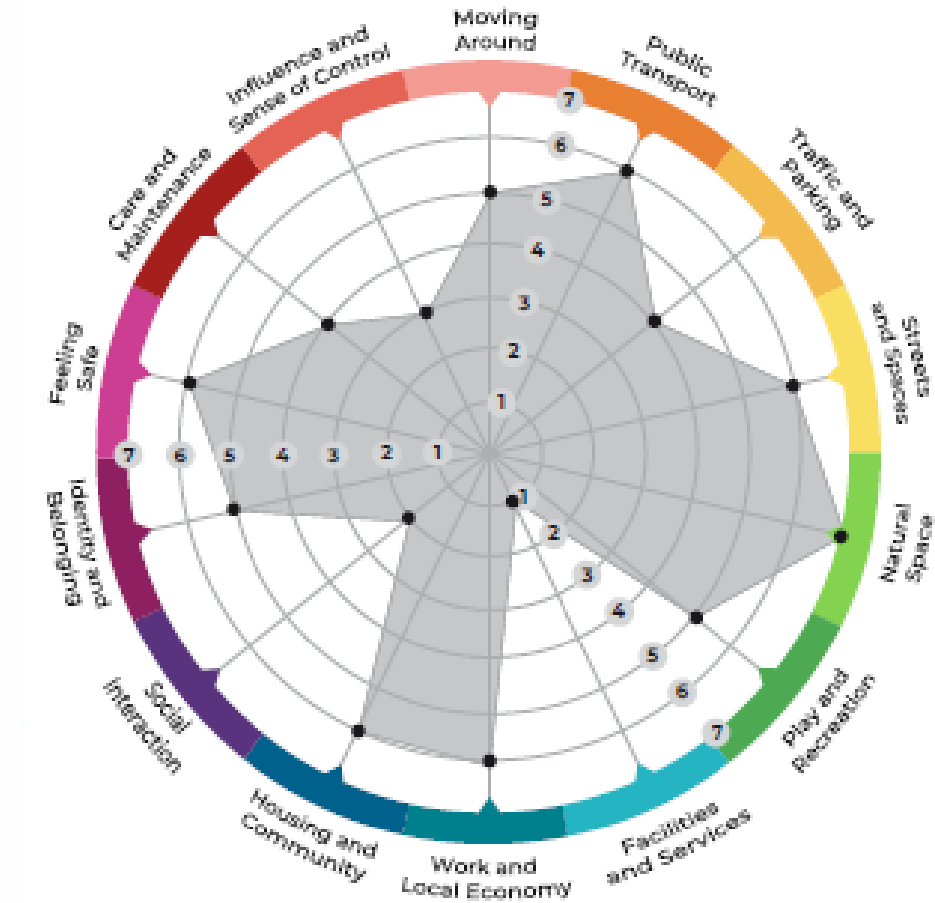


[Place and Wellbeing Outcomes | Improvement Service](#)

The principles of equality, net-zero emissions and sustainability underpin all of these themes, and all themes should be embedded in policy and action



# Place Standard Tool



- [Place Standard tool | Our Place](#)



# How it can be used

- Developers and Investors
- Communities in action
- Designing and improving neighbourhoods
- Planning community services
- Development planning at a strategic scale
- Research and learning from experience



# Expanding Place Standard toolkit

## Place Standard Tool

How Good is Our Place?



### How to use the tool

You can complete the tool on your own or in discussion with others in a group. Agree the area you are going to assess. The feedback can be gathered on paper or online at [www.placestandard.scot](http://www.placestandard.scot)

#### Record a score for each theme:

The tool uses a 1 to 7 scoring system, where 1 means there is a lot of room for improvement and 7 means there is very little improvement needed. Capture the scores and key points from each theme.

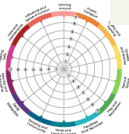
If you are answering as a group agree the rating between you but also record where there is agreement or difference of opinion. Plot your 16 scores on the compass diagram (page 22) and join the dots.

#### For each theme you should also record:

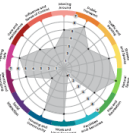
- What is good now?
- How could we make it better in the future?

There may be instances where the question does not seem relevant to you or where you feel you do not have enough information to answer. In these cases it may help if you think about the place from the point of view of others, or think about the area as part of a larger place.


Once you have completed each of the 16 themes remember to look at the final sections - Review and Next Steps. You may want to consider these immediately or you may prefer to come back to these at a later date, either on your own or as part of a group.



Compass diagram before rating



Compass diagram with ratings plotted



COLLECTIVE ARCHITECTURE

PLACE STANDARD TOOL - DESIGN VERSION



Communication Inclusion People

## Co-Production with Children/Young People

- 2 engagement Sessions:
- Briefing about project
  - Walkabout of the local area
  - Making a map and talking about what they like/don't like
  - Identifying priorities for action



Adaptation Scotland  
supporting climate change resilience

sniffer  
knowledge brokers  
for a resilient Scotland

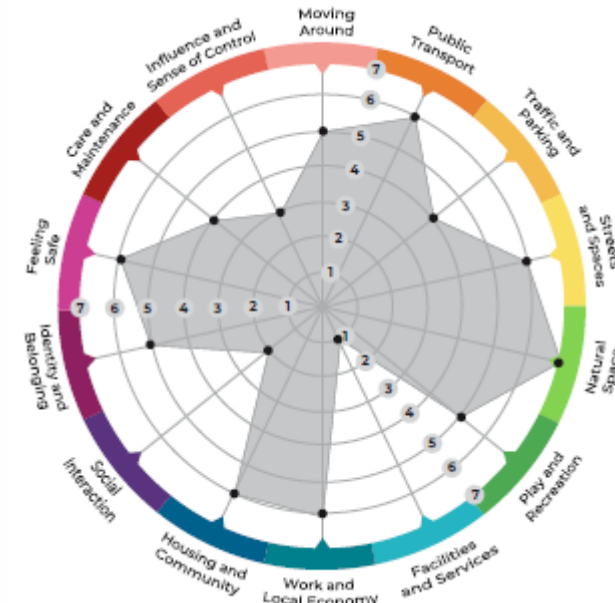
7 AFFORDABLE AND CLEAN ENERGY



13 CLIMATE ACTION



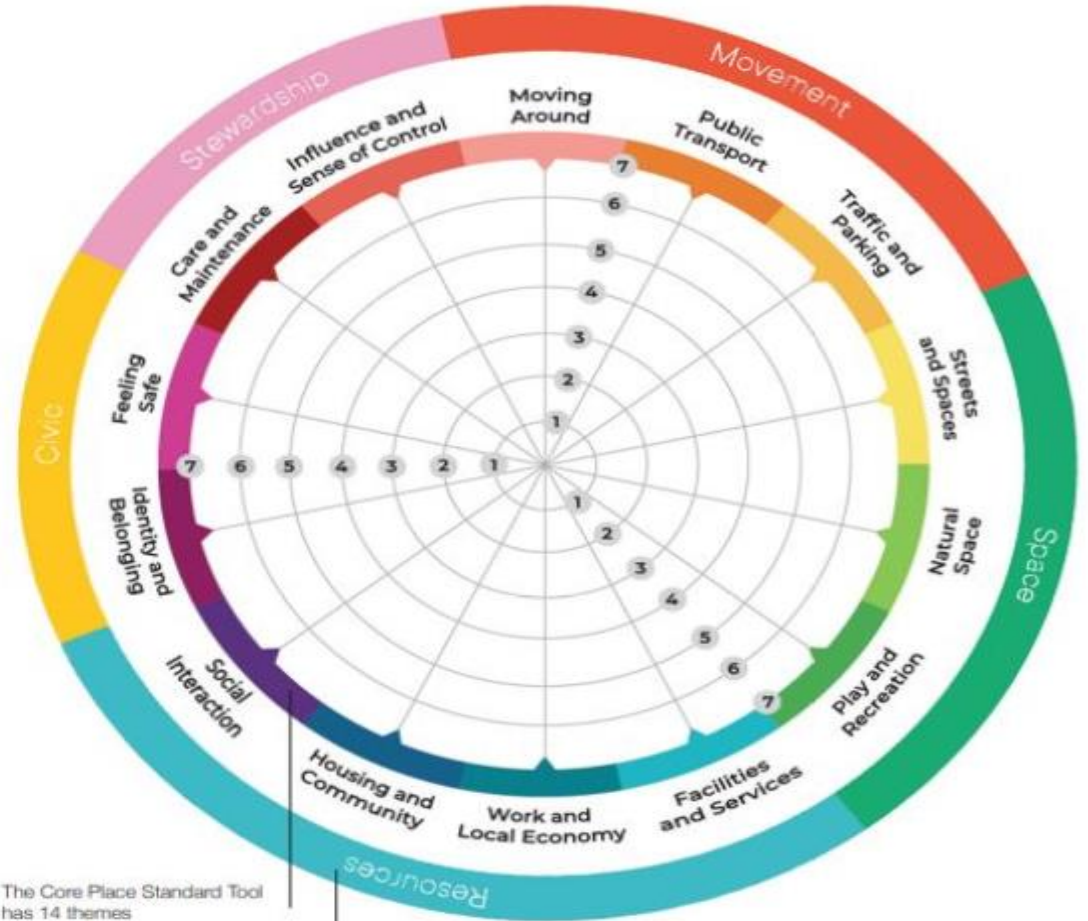
# Place Standard Version 2



# Place Standard tool Design Version

**The Place Standard Tool – Design Version is a complementary addition to the original, core Place Standard tool. It provides a method through which the Place Standard tool can directly inform the design.**

This Design Version of the Place Standard is intended to harness the outcomes of the consultations and conversations using the core Place Standard tool, and move these observations forward into realisable design solutions and actions. The Design Version helps the ideas and issues raised by the core tool to be incorporated into, or considered within, the development process, from inception to completion and in-use.



The Core Place Standard Tool has 14 themes

The Design Version groups these 14 Themes into Five Categories and asks structured questions about a development or design proposal under these headings.



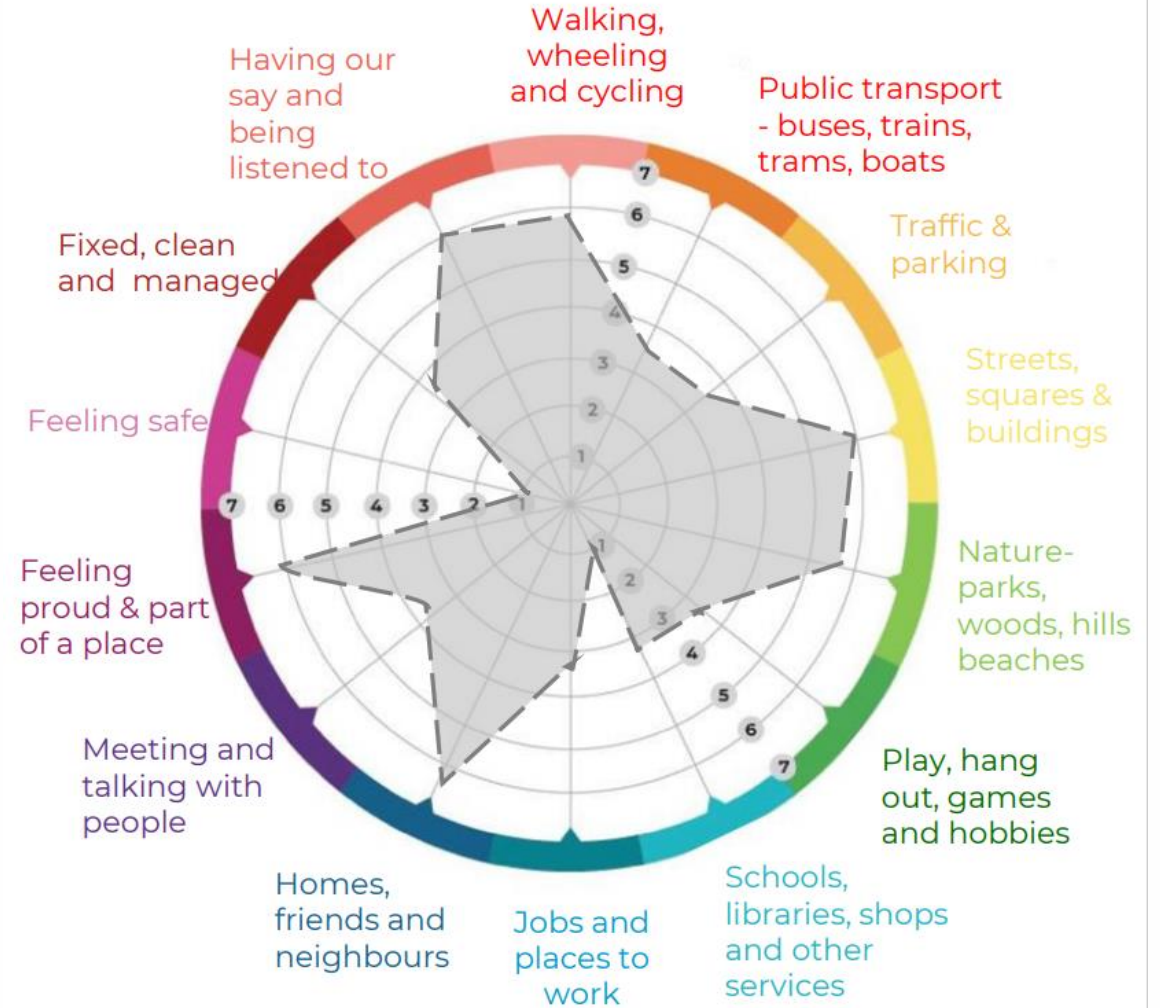




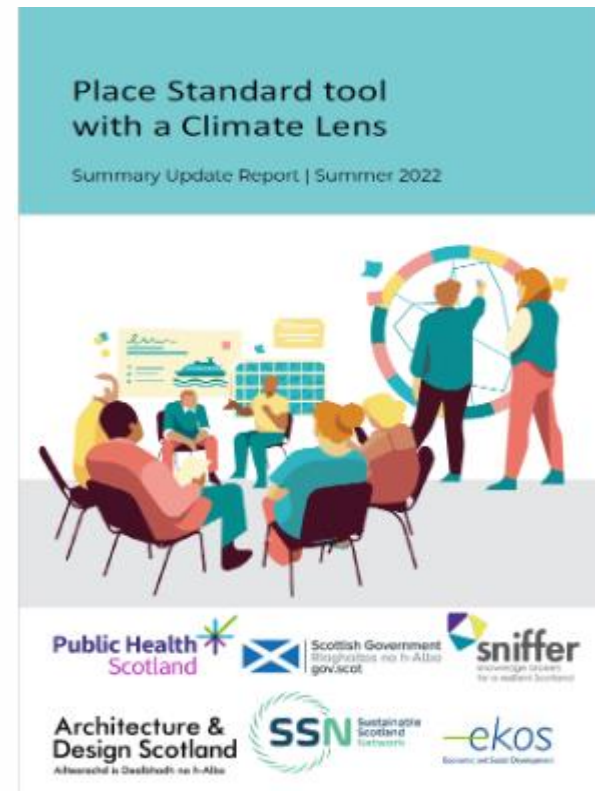
# The Place Standard tool

A Version for Children

*How good is my place?*



# The Place Standard tool Climate Lens Resource





# **Inclusive Communication Place Standard Kit and Users Pack**



# The Learning Resource

- Designed for individuals, communities and third sector organisations
  - The course is split into **4 bite-sized** modules
  - Contains information, activities, templates and questions to facilitate discussion
- 
- [Place Standard Learning Resource | Our Place](#)



# Case Studies



<https://vimeo.com/340799087>



# Our Place

Welcome to Our Place.

'Place' can have an enormous influence on the quality of our lives and our impact on our environment.

Our Place is a site devoted to promoting the benefits of place and place-based working, developed by the partners behind the Place Standard tool.

We have information, tools and resources to help support the development of places and services that improve our health, our prosperity, our quality of life and protect our environment. But we want Our Place to develop as a collaborative space with contributions from many perspectives.

If you have learning and resources you would like to see as part of Our Place then contact us and help to translate the benefits of place into positive outcomes for people and the planet.

Our Place is a place for everyone.

[Learn more about place](#)



How good is your place?  
The Place Standard tool



[Our Place](#) | [Our Place](#)



## Contact Details

Anna Gale

Health Improvement Manager

[anna.gale@phs.scot](mailto:anna.gale@phs.scot)

Sam Whitmore

Senior Health Improvement Officer

[sam.whitmore@phs.scot](mailto:sam.whitmore@phs.scot)

@Placestandard

