



**Patient Group Direction For The Administration Of Medications As
 Included In The PGD Formulary Of Local Corticosteroid Injections
 And/Or Lidocaine By Approved Healthcare Professionals Working
 Within NHS Grampian And NHS Western Isles**

Lead Author: Lead Physiotherapist NHSG	Consultation Group: See relevant page in the PGD	Approver: NoS PGD Group Authorisation: NHS Grampian
-----------------------------------------------------	---------------------------------------------------------------	--------------------------------------------------------------------------------

Signature: 		Signature: 
----------------------------------------------------------------------------------------------------------	--	------------------------------------------------------------------------------------------------------------

NoS Identifier: NoS/PGD/CorticoLido/1586	Review Date: December 2026 Expiry Date: December 2027	Date Approved: December 2024
----------------------------------------------------	----------------------------------------------------------------------------------	----------------------------------------

**NHS Grampian and Western Isles have authorised this Patient Group Direction to
 help individuals by providing them with more convenient access to an efficient
 and clearly defined service within the NHS Boards. This Patient Group Direction
 cannot be used until Appendix 1 and 2 are completed.**

Uncontrolled when printed

Version 3

Revision History:

Reference and approval date of PGD that has been adapted and/or superseded	NHSG/PGD/CorticoLido/MGPG1248, Version 2	
Date of change	Summary of Changes	Section heading
May 2024	Change to conditions to include 'foot and ankle'.	Inclusions
May 2024	DMARD's advice from Rheumatology.	Precautions
May 2024	Move oral anti-coagulations to precautions due to emerging evidence of risk (reference added).	Exclusion
May 2024	Removal of: Hydrocortisone (Hydrocortistab® 25mg/mL Suspension For Injection).	Appendix 3
December 2024	Clarity around injection site and location.	Exclusion
December 2024	Statement removed around diabetes monitoring.	Special warnings and precautions
December 2024	Statement added around diabetes advice and self-monitoring.	Verbal advice
December 2024	Independent prescriber can be sought along with GP for advice.	Action if excluded from treatment
December 2024	Advise referrer if treatment is declined.	Action if treatment is declined
December 2024	Note added regarding caution around repeated steroid injections.	Frequency of dose/Duration of treatment
December 2024	Wording added to make clear the same joint is not injected before 3 months.	Exclusion criteria
March 2025	Removals from exclusion criteria. Allergy to Lidocaine in Depo-Medrone and Achilles Tendon Injury. Refer to SMPC.	Medicines monographs
March 2025	DMARD statement updated.	Precautions and special warnings
March 2025	Reference added for NICE guidance on DMARD.	References

NoS Identifier: NoS/PGD/CorticoLido/1586
Keyword(s): PGD Patient Group Direction Methylprednisolone Depo-Medrone triamcinolone Kenalog Lidocaine Physiotherapist Radiographer

Policy Statement: It is the responsibility of the individual healthcare professionals and their line managers to ensure that they work within the terms laid down in this PGD and to ensure that staff are working to the most up to date PGD. By doing so, the quality of the services offered will be maintained, and the chances of staff making erroneous decisions which may affect individual, staff or visitor safety and comfort will be reduced. Supervisory staff at all levels must ensure that staff using this PGD act within their own level of competence.

The lead author is responsible for the review of this PGD and for ensuring the PGD is updated in line with any changes in clinical practice, relevant guidelines, or new research evidence.

Review date: The review date for a PGD needs to be decided on a case-by-case basis in the interest of safety. The expiry date should not be more than 3 years, unless a change in national policy or update is required.

Document:	Drafted:	May 2024
	Completed:	December 2024
	Approved:	December 2024 (published – March 2025)
	Amended and re- authorised:	


Organisational Authorisations

This PGD is not legally valid until it has had the relevant organisational authorisation.


PGD Developed/Reviewed by;

<p>Medical practitioner</p>	<p>Name: Mr Scott Barker Health Board: NHSG Title: Orthopaedic Consultant Contact email: scott.barker@nhs.scot Signature:  Date: 07/03/2025</p>
<p>Senior representative of the professional group who will provide care under the direction</p>	<p>Name: Amie Long Health Board: NHSG Title: Radiographer Contact email: amie.long@nhs.scot Signature:  Date: 11/03/2025</p>
<p>Lead author</p>	<p>Name: Alan Bulcraig Health Board: NHSG Title : Lead Physiotherapist Contact email: alan.bulcraig@nhs.scot Signature:  Date: 07/03/2025</p>
<p>Pharmacist</p>	<p>Name: Lesley Giblin Health Board: NHSG Title : Lead Pharmacist Contact email: lesley.giblin@nhs.scot Signature:  Date: 07/03/2025</p>

Approved for use within NoS Boards by;

North of Scotland (NoS) PGD Group Chair	Signature	Date Signed
Lesley Coyle		18/03/2025

Authorised and executively signed for use within NoS Boards by;

NHS Grampian Chief Executive	Signature	Date Signed
Adam Coldwells – Interim Chief Executive		19/03/2025

Management and Monitoring of Patient Group Direction

PGD Consultative Group

The consultative group is legally required to include a medical practitioner, a pharmacist and best practice to have a representative of the professional group who will provide care under the direction.

Name:

Title:

Alan Bulcraig
Lesley Giblin
Mr Scott Barker
Amie Long

Lead Author: Lead Physiotherapist NHSG
Lead Pharmacist
Medical Practitioner: Orthopaedic Consultant NHSG
Senior Representative of the Professional Group Radiographer NHSG
Consultant Rheumatologist NHSG
Specialist Physiotherapist NHSG
Physiotherapist NHSWI
Specialist Physiotherapist NHSG
Specialist Physiotherapist NHSG

Dr Alison Black
Faye Miller
Jenny Murray
Ann Quirk
Aimee Urquhart

Patient Group Direction For The Administration Of Medications As Included In The PGD Formulary Of Local Corticosteroid Injections And/Or Lidocaine By Approved Healthcare Professionals Working Within NHS Grampian And NHS Western Isles

Clinical indication to which this PGD applies

<p>Definition of situation/ Condition</p>	<p>This Patient Group Direction (PGD) will authorise Physiotherapists in NHS Grampian and NHS Western Isles and Radiographers in NHS Grampian to administer local corticosteroid injections and/or lidocaine contained in the PGD Formulary in Appendix 3 to individuals aged 18 years and over.</p> <p>Injection therapy with corticosteroids and/or local anaesthetic would be considered for individuals presenting with musculoskeletal conditions that are not responding to conservative treatment such as physiotherapy and/or simple oral analgesics and/or non-steroidal anti-inflammatory drugs (NSAIDs). Physiotherapists and radiographers are ideally placed to carry out this treatment to facilitate the individuals continued rehabilitation without the need for referral to a doctor.</p> <p>This PGD will authorise appropriately qualified physiotherapists and radiographers to undertake these injections leading to a reduced workload for GPs and hospital doctors.</p> <p>This PGD should be used in conjunction with the recommendations in the current British National Formulary (BNF) and individual Summary of Product Characteristics (SmPC).</p>
<p>Inclusion criteria</p>	<p>Individuals, aged 18 years or over, who present with the following conditions:</p> <ul style="list-style-type: none"> • Soft tissue or osteoarthritic conditions around the shoulder • Acromio-clavicular joint sprain or capsulitis • Soft tissue conditions around the elbow • Thumb joint capsulitis or arthritis • Soft tissue conditions around the hand • Soft tissue conditions around the hip • Soft tissue or osteoarthritic conditions around the knee • Plantar fasciitis • Soft tissue or osteoarthritic conditions around the foot and ankle • Metatarsophalangeal joint of first toe.

	<p>Note: Diagnosis must be made by a senior physiotherapist with post graduate training and experience in the management of the conditions as listed above. Radiographers will use ultrasound to diagnose the lesion prior to injection.</p> <p>The final diagnosis and decision to inject must be made by the individual healthcare professional. The physiotherapist or radiographer trained to undertake the injection therapy must fully assess the individual's condition and determine that injection therapy is the most appropriate management.</p> <p>The medicines may only be used within individual product monograph recommendations.</p> <p>Prior to the administration of the medicine, valid consent to receiving treatment under this PGD must be obtained. Consent must be in line with current individual NHS Board consent policy.</p>
<p>Exclusion criteria</p>	<p>Clinicians can administer local corticosteroid injection and/or lidocaine following clinical assessment under this PGD unless any of the following exclusions apply:</p> <ul style="list-style-type: none"> • They are under 18 years of age • They have signs of current, local infection within the joint or site to be injected • They have received a steroid injection in the same joint location for any condition within the last 3 months from any other source, i.e. pain clinic, GP, etc • There is local or systemic infection such as chest infection, UTI or unexplained fever • There are any skin lesions such as abrasions, ulcers, infected ingrown toenails (source of bacteraemia at time of injection) • They have known or suspected allergy or hypersensitivity to any of the medicines or excipients within the formulations • They have previously experienced an adverse reaction to the medicine or any of its excipients • There is adjacent osteomyelitis • They have Myasthenia Gravis • The joint is prosthetic or unstable • There is active tuberculosis or past medical history of tuberculosis within the last 10 years • They are pregnant or breast feeding • There is peripheral vascular disease at the site to be injected • There is recent significant trauma/injury at site to be injected • They are showing signs of hypovolaemia

	<ul style="list-style-type: none"> • They have a severe or unstable heart condition including heart block, congestive cardiac failure or cardiac conduction disturbances • They have had a previous steroid induced myopathy • They are immunocompromised • They have a known bleeding disorder • They are within 2 weeks either side of COVID-19 vaccination. <p>Individuals for whom no valid consent has been received.</p>
<p>Precautions and special warnings</p>	<p>Patients prescribed Warfarin must have an INR <3.</p> <p>Patients receiving oral anti-coagulation medication (NOACs or DOACs) such as apixaban, edoxaban, rivaroxaban, dabigatran; or parenteral anti-coagulation medication such as heparin, fondaparinux, dalteparin or enoxaparin may be at a greater risk of bruising.</p> <p>Individuals with diabetes should be warned that they may be prone to hyperglycaemia over the hours following corticosteroid injection.</p> <p>Disease Modifying Anti-Rheumatic Drugs (DMARD's) are described by NICE as immunosuppressive and/or immunomodulatory drugs designed to influence the course of a disease. DMARDs Health topics A to Z CKS NICE Patients taking DMARD's that have been prescribed by Rheumatology are taking these for their immunomodulatory effect and not considered to be immunocompromised to the point that it is considered a contraindications to doing soft tissue or intra-articular injections. All Rheumatology patients have regular blood monitoring (as per shared care protocol) to ensure these agents are not influencing their white cell count, and as long as they are up to date and show no abnormalities it is safe to proceed with soft tissue or intra-articular injections. Commonly used conventional DMARD's include methotrexate, leflunomide, hydroxychloroquine, and sulfasalazine.</p> <p>Hypertension control after injection - Corticosteroids can raise blood pressure; although the effect is typically transient the physiotherapist/radiographer must discuss blood pressure control with the individual with respect to stability of symptoms and medication post-injection.</p> <p>Caution should be taken in individuals prescribed antiplatelet medicines such as aspirin, ticagrelor, clopidogrel, prasugrel or dipyridamole as there is an increased risk of bleeding.</p>

	<p>Patients due to be receiving surgery or recently recovering from surgery should be cautioned about the additional risks associated with steroid injection and clinical judgement made about liaising with the appropriate consultant prior to proceeding with any steroid injection.</p> <p>Patients should be counselled that COVID-19 appears to be worse in people on steroids so to be aware that for around 8 weeks post injection this extra risk factor may exist.</p> <p>Note: The physiotherapist or radiographer should ensure that they have checked as far as possible if the individual has received a steroid injection within the last three months from another source, such as via pain clinic, GP or consultant.</p> <p>See individual medicine monographs for further precautions and warnings.</p>
Action if excluded from treatment	<p>Medical advice may be sought from independent prescriber, or relevant medical practitioner such as orthopaedic surgeon or General Practitioner.</p> <p>Document the reason for exclusion under the PGD and any action taken in the individual's appropriate clinical records.</p>
Action if treatment is declined	<p>Inform referrer/relevant clinician if patient declines treatment.</p> <p>Document that the administration was declined, the reason and advice given in appropriate clinical records.</p>

Description of treatment available under the PGD

Name form and strength of medicine	See individual medicine monographs.
Legal status	The medicines included in this PGD formulary are all Prescription-only Medicines (POM).
Is the use out with the SmPC?	See individual medicine monographs.
Dosage/Maximum total dose	See individual medicine monographs.
Frequency of dose/Duration of treatment	Repeated injections may be given at three month intervals, but no more than 3 injections may be given in any one episode of care depending on the degree of relief obtained from the initial injection.

	<p>For the purposes of this PGD an episode of care is defined as the period from referral/diagnosis through to the completion of the last encounter related to that problem.</p> <p>For weight bearing joints such as the knee, a minimum of three months is needed between intra-articular injections. No more than 3 injections should be given in any one site in one year.</p> <p>Note: The steroid load in regard to weight bearing joints should also be considered prior to injection.</p> <p>Note: Although multiple joints can be injected, it is recommended that there is caution in repeated injections regularly due to the impact of steroid on the system. Alternative long-term solutions or clarity should be sought.</p>
Maximum or minimum treatment period	See individual medicine monographs.
Route/Method of administration	<p>The route of administration is intra-articular, periarticular, intrabursal injection or injection into the tendon sheath/enthesis. The therapist must maintain a clean working environment, ensure a safe injection technique, and minimise the infection risk as appropriate for that procedure.</p> <p>Where local corticosteroid and lidocaine are both to be administered, they must not be mixed in the same syringe as this would result in an unlicensed product. Lidocaine may be given first, followed by injection of the steroid.</p> <p>If the required doses and choice of medicinal product are appropriate, the pre-mixed methylprednisolone with lidocaine preparation may be used.</p> <p>See individual medicine monographs.</p>
Quantity to be administered	See individual medicine monographs.
Storage requirements	See individual medicine monographs.
Additional Information	See individual medicine monographs.
Follow-up (if applicable)	Individuals should remain on the premises for 30 minutes following the injection and should not leave if they are feeling unwell without speaking to the healthcare professional who administered the medicine first. If necessary a doctor or the individual's GP Practice team should be contacted for advice.

	<p>Follow up with physiotherapy should be arranged and a review arranged with the injecting therapist/referring clinician if necessary. Individuals who do not respond to the injection will need to be followed up appropriately with liaison between the physiotherapist/radiographer and medical staff.</p> <p>Note: It is important that there are clear lines of communication as to what treatment(s) the physiotherapist or radiographer have provided for individuals with their GP, so as to avoid repeat treatments within a 3 month timescale.</p>
<p>Advice (Verbal)</p>	<p>Advise individual what to expect and what to do for minor and major reactions.</p> <p>Individuals should be safe to drive unless they have a hypersensitivity reaction to the injection or feel light headed in which case they must be advised against driving.</p> <p>Individuals are advised to rest the injected area for the first few days. They may then begin increased use with rehabilitation usually under the instruction of a physiotherapist. Often this rehabilitation should start 2-3 weeks after the injection to give it time to take effect.</p> <p>If serious adverse or persistent effects occur, the individual should be advised to contact the physiotherapist/radiographer or GP/Accident and Emergency department/NHS24.</p> <p>Advise patients with diabetes that they may be prone to hyperglycaemia over the hours following corticosteroid injection and to self-monitor if symptomatic.</p>
<p>Advice (Written)</p>	<p>The Patient Information Leaflet (PIL) contained in the medicine(s) should be made available to the individual. Where this is unavailable, or unsuitable, sufficient information should be given in a language that they can understand.</p>
<p>Identifying and managing possible adverse reactions</p>	<p>See individual medicine monographs.</p> <p>This list is not exhaustive. Please also refer to current BNF and manufacturers SmPC for details of all potential adverse reactions.</p> <p>BNF: BNF British National Formulary - NICE</p> <p>SmPC/PIL/Risk Minimisation Material: Home - electronic medicines compendium (emc) MHRA Products Home RMM Directory - (emc)</p>

	<p>If an adverse reaction does occur give immediate treatment and inform relevant medical practitioner as soon as possible.</p> <p>Report any severe reactions using the Yellow Card System. Yellow Card Scheme - MHRA</p>
<p>Facilities and supplies required</p>	<p>The following are to be available at sites where the medicine is to be administered:</p> <ul style="list-style-type: none"> • Appropriate storage facilities • An acceptable level of privacy to respect individual's right to confidentiality and safety • Basic airway resuscitation equipment (e.g. bag valve mask) • Immediate access to Epinephrine (Adrenaline) 1 in 1000 injection • Access to a working telephone • Another competent adult, who can summon urgent emergency support if required should ideally be present • Access to medical support (this may be via the telephone) • Approved equipment for the disposal of used materials • Clean and tidy work areas, including access to hand washing facilities or alcohol hand gel • A copy of this current PGD in print or electronically.

Characteristics of staff authorised to administer medicine(s) under PGD

<p>Professional qualifications</p>	<p>Registered Physiotherapists and Radiographers as recognised by the Health and Care Professions Council (HCPC).</p>
<p>Specialist competencies</p>	<p>Approved by the organisation as:</p> <ul style="list-style-type: none"> • Competent to assess the individual's capacity to understand the nature and purpose of the medicine administration in order to give or refuse consent • Aware of current treatment recommendations and be competent to discuss issues about the medicine with the individual • Physiotherapists and radiographers who have undertaken specialist musculoskeletal (MSK) training and worked in MSK service for more than a year • Competent to undertake administration of the medicine • Competent to work under this PGD. <p>Additionally:</p> <ul style="list-style-type: none"> • Physiotherapists and radiographers working under this PGD must have additional postgraduate training and certification of competence in injection therapy. The level of training will be determined and approved by each individual professional body and Health Board.

<p>Ongoing training and competency</p>	<p>All professionals working under this PGD must:</p> <ul style="list-style-type: none"> • Have undertaken NoS PGD module training on TURAS Learn • Have attended basic life support training either face to face or online and updated in-line with individual Board requirements • Have undertaken NHS e-anaphylaxis training or equivalent which covers all aspects of the identification and management of anaphylaxis in-line with Board requirements • Maintain their skills, knowledge and their own professional level of competence in this area according to their individual Code of Professional Conduct. Note: All practitioners operating under the PGD are responsible for ensuring they remain up to date with the use of the medicine. If any training needs are identified these should be discussed with those responsible for authorisation to act under the PGD • Have knowledge and familiarity of the following; <ul style="list-style-type: none"> ○ SmPC for the medicine(s) to be administered in accordance with this PGD.
<p>Responsibilities of professional manager(s)</p>	<p>Professional manager(s) will be responsible for;</p> <p>Ensuring that the current PGD is available to all staff providing care under this direction.</p> <p>Ensuring that staff have received adequate training in all areas relevant to this PGD and meet the requirements above.</p> <p>Maintain up to date record of all staff authorised to administer the medicine(s) specified in this direction.</p>

Documentation

<p>Authorisation of administration</p>	<p>Physiotherapists working within NHS Grampian and NHS Western Isles can be authorised to administer the medicine(s) specified in this PGD by their Clinical Manager or Consultant.</p> <p>Radiographers working within NHS Grampian only can be authorised to administer the medicine(s) specified in this PGD by their Clinical Manager or Consultant Radiologist. Service not supported in NHS Western Isles currently.</p> <p>All authorised staff are required to read the PGD and sign the Agreement to Administer Medicines Under PGD (Appendix 1).</p>
-----------------------------------------------	----------------------------------------------------------------------------------------------------------------------------------------------------------------------------------------------------------------------------------------------------------------------------------------------------------------------------------------------------------------------------------------------------------------------------------------------------------------------------------------------------------------------------------------------------------------------------------------

	<p>A Certificate of Authorisation (Appendix 2) signed by the authorising professional/manager should be supplied. This should be held in the individual health professional's records, or as agreed locally.</p>
<p>Record of administration</p>	<p>An electronic or paper record must be completed to allow audit of practice.</p> <p>An electronic/HEPMA record of the screening and subsequent administration, or not of the medicine(s) specified in this PGD should be made in accordance with individual Health Board electronic/HEPMA recording processes.</p> <p>If a paper record is used for recording the screening of individuals and the subsequent administration, or not of the medicine(s) specified in this PGD, it should include as a minimum:</p> <ul style="list-style-type: none"> • Date and time of administration • Individuals name and CHI • Exclusion criteria, record why the medicine was not administered (if applicable) • Record that valid consent to treatment under this PGD was obtained • The name, dose, form, route (batch number, expiry date and anatomical site where appropriate for injectable medicines) of the medicine(s) administered • Advice given, including advice given if excluded or declined treatment under this PGD • Signature and name in capital letters of the healthcare professional who administered the medicine, and who undertook the assessment of the individual's clinical suitability for the administration/supply of the medicine • Record of any adverse effects and the actions taken (advise individuals' GP/relevant medical practitioner). <p>Depending on the clinical setting where administration is undertaken, the information should be recorded manually or electronically, in one (or more) of the following systems, as appropriate:</p> <ul style="list-style-type: none"> • Individual's GP records if appropriate • Secondary Care Medical Notes or EPR • HEPMA • Individual service specific systems. <p>Local policy should be followed with respect to sharing information with the individual's General Practitioner.</p>

	All records should be clear, legible and contemporaneous and in an easily retrievable format.																		
Audit	All records of the medicine(s) specified in this PGD will be filed with the normal records of medicines in each practice/service. A designated person within each practice/service where the PGD will be used will be responsible for annual audit to ensure a system of recording medicines administered under a PGD.																		
References	<p>Electronic Medicines Compendium http://www.medicines.org.uk</p> <table border="1" data-bbox="523 645 1347 1223"> <thead> <tr> <th data-bbox="523 645 970 734">Medicine</th> <th data-bbox="970 645 1158 734">Date of Revision</th> <th data-bbox="1158 645 1347 734">Date Accessed</th> </tr> </thead> <tbody> <tr> <td data-bbox="523 734 970 824">Methylprednisolone acetate (Depo-Medrone®)</td> <td data-bbox="970 734 1158 824">26/01/24</td> <td data-bbox="1158 734 1347 824">22/07/24</td> </tr> <tr> <td data-bbox="523 824 970 913">Triamcinolone acetonide (Kenalog®) 40mg/mL</td> <td data-bbox="970 824 1158 913">20/09/23</td> <td data-bbox="1158 824 1347 913">22/07/24</td> </tr> <tr> <td data-bbox="523 913 970 1043">Lidocaine Hydrochloride Injection BP 1% w/v (ADVANZ Brand)</td> <td data-bbox="970 913 1158 1043">09/11/23</td> <td data-bbox="1158 913 1347 1043">22/07/24</td> </tr> <tr> <td data-bbox="523 1043 970 1173">Methylprednisolone acetate (Depo-Medrone® 4% with Lidocaine 1%) (Pfizer Brand)</td> <td data-bbox="970 1043 1158 1173">24/04/24</td> <td data-bbox="1158 1043 1347 1173">22/07/24</td> </tr> <tr> <td data-bbox="523 1173 970 1223">Adcortyl 10mg/mL</td> <td data-bbox="970 1173 1158 1223">04/12/23</td> <td data-bbox="1158 1173 1347 1223">22/07/24</td> </tr> </tbody> </table> <p>Note: Hydrocortisone acetate (Hydrocortistab®) has been discontinued: checked 22/07/24</p> <p>British National Formulary accessed 22/07/24.</p> <p>Chakravarthy K, Strand N, Frosch A, et al. Recommendations and Guidance for Steroid Injection Therapy and COVID-19 Vaccine Administration from the American Society of Pain and Neuroscience (ASPN). <i>J Pain Res.</i> 2021;14:623-629. Published 2021 Mar 5. doi:10.2147/JPR.S302115 Steroid Injection Therapy and COVID19 Vaccine Administration JPR (dovepress.com)</p> <p>Foremny GB, Pretell-Mazzini J, Jose J, Subhawong TK (2015) Risk of bleeding associated with interventional musculoskeletal radiology procedures. A comprehensive review of the literature. <i>Skeletal Radiology</i> 44 619-627 Risk of bleeding associated with interventional musculoskeletal radiology procedures. A comprehensive review of the literature Skeletal Radiology (springer.com)</p>	Medicine	Date of Revision	Date Accessed	Methylprednisolone acetate (Depo-Medrone®)	26/01/24	22/07/24	Triamcinolone acetonide (Kenalog®) 40mg/mL	20/09/23	22/07/24	Lidocaine Hydrochloride Injection BP 1% w/v (ADVANZ Brand)	09/11/23	22/07/24	Methylprednisolone acetate (Depo-Medrone® 4% with Lidocaine 1%) (Pfizer Brand)	24/04/24	22/07/24	Adcortyl 10mg/mL	04/12/23	22/07/24
Medicine	Date of Revision	Date Accessed																	
Methylprednisolone acetate (Depo-Medrone®)	26/01/24	22/07/24																	
Triamcinolone acetonide (Kenalog®) 40mg/mL	20/09/23	22/07/24																	
Lidocaine Hydrochloride Injection BP 1% w/v (ADVANZ Brand)	09/11/23	22/07/24																	
Methylprednisolone acetate (Depo-Medrone® 4% with Lidocaine 1%) (Pfizer Brand)	24/04/24	22/07/24																	
Adcortyl 10mg/mL	04/12/23	22/07/24																	

	<p>McCrum C, Furner R, Grainger S (2023) Peri-procedural management and incidence of bleeding events following musculoskeletal injections or aspirations in people on oral anticoagulation and antiplatelet therapy. <i>Musculoskeletal care</i>. 21 (3) 702-712</p> <p>Peri-procedural management and incidence of bleeding events following musculoskeletal injections or aspirations in people on oral anticoagulation and antiplatelet therapy - McCrum - 2023 - Musculoskeletal Care - Wiley Online Library</p> <p>National Institute of Clinical Evidence, DMARDs: Live link, last revised Dec 2023. Accessed 05/03/25</p> <p>DMARDs Health topics A to Z CKS NICE</p>
--	--------------------------------------------------------------------------------------------------------------------------------------------------------------------------------------------------------------------------------------------------------------------------------------------------------------------------------------------------------------------------------------------------------------------------------------------------------------------------------------------------------------------------------------------------------------------------------------------------------------------------------------------------------------------------------------------------------------------



Appendix 1

Healthcare Professional Agreement to Administer Medicine(s) Under Patient Group Direction

I: _____ (Insert name)

Working within: _____ e.g. Area, Practice

Agree to administer the medicine(s) contained within the following Patient Group Direction:

Patient Group Direction For The Administration Of Medications As Included in the PGD formulary Of Local Corticosteroid Injections And/Or Lidocaine By Approved Healthcare Professionals Working Within NHS Grampian and NHS Western Isles – Version 3

I have completed the appropriate training to my professional standards enabling me to administer the medicine(s) under the above direction. I agree not to act beyond my professional competence, nor out with the recommendations of the direction.

Signed: _____

Print Name: _____

Date: _____

Profession: _____

Professional Registration number/PIN: _____



Appendix 2

Healthcare Professionals Authorisation to Administer Medicine(s) Under Patient Group Direction

The Lead manager/Professional of each clinical area is responsible for maintaining records of all clinical areas where this PGD is in use, and to whom it has been disseminated.

The Senior Nurse/Professional who approves a healthcare professional to administer the medicine(s) under this PGD is responsible for ensuring that they are competent, qualified and trained to do so, and for maintaining an up-to-date record of such approved persons.

The Healthcare Professional that is approved to administer the medicine(s) under this PGD is responsible for ensuring that they understand and are qualified, trained and competent to undertake the duties required. The approved person is also responsible for ensuring that administration is carried out within the terms of the direction, and according to their individual code of professional practice and conduct.

Patient Group Direction For The Administration Of Medications As Included in the PGD formulary Of Local Corticosteroid Injections And/Or Lidocaine By Approved Healthcare Professionals Working Within NHS Grampian and NHS Western Isles – Version 3

Local clinical area(s) where the listed healthcare professionals will operate under this PGD:

Name of Healthcare Professional	Signature	Date	Name of Manager	Signature	Date

Patient Group Direction For The Administration Of Medications As Included in the PGD formulary Of Local Corticosteroid Injections And/Or Lidocaine By Approved Healthcare Professionals Working Within NHS Grampian and NHS Western Isles – Version 3

Name of Healthcare Professional	Signature	Date	Name of Manager	Signature	Date



Appendix 3

Medicine Monographs

Lidocaine Hydrochloride BP 1% W/V For Injection (Administer) 1mL, 2mL, 5mL Ampoules	20
Methylprednisolone Acetate (Depo-Medrone® 40mg/mL Suspension For Injection) (Administer).....	22
Methylprednisolone Acetate (Depo-Medrone® 4% with Lidocaine 1% Suspension For Injection) (Administer)	25
Triamcinolone Acetonide (Kenalog® 40mg/mL Suspension For Injection) (Administer) .	28
Triamcinolone Acetonide (Adcortyl Intra-Articular/Intradermal Injection 10mg/mL) (Administer).....	31

Lidocaine Hydrochloride BP 1% W/V For Injection (Administer) 1mL, 2mL, 5mL Ampoules	
Indication	To alleviate pain associated with the intra-articular or periarticular administration of steroid.
Inclusion Criteria	See section in PGD
Exclusion Criteria	<p>Medical advice should be sought immediately for any individual who is excluded from the PGD due to the following;</p> <ul style="list-style-type: none"> • Porphyria • Hypovolaemia • Known allergy or hypersensitivity to lidocaine or anaesthetics of the amide type. <p>Lidocaine is metabolised in the liver and it should be used with caution in individuals with impaired hepatic function.</p> <p>See SMPC and current BNF for full details of contraindications and interactions. See current BNF/BNFC Appendix 1 for full details.</p>
Legal Status	<p>Lidocaine Hydrochloride BP 1% W/V for Injection is a Prescription-only Medicine (POM).</p> <p>The individual must be advised that lidocaine injection is not licensed to be given via the intra-articular route except in the premix with Depo-Medrone. It is however an accepted clinical practice to administer lidocaine intra-articularly, this constitutes an off-label use of lidocaine. It is important to document that this has been explained to the individual.</p>
Dose/Maximum total dose	<ul style="list-style-type: none"> • Large joints/bursae/periarticular lesions: 40mg (4mL). • Medium joint/bursae/periarticular lesions: 20mg (2mL). • Small joints/bursae/periarticular lesions: 10mg (1mL). <p>Maximum dose of Lidocaine 1% w/v allowed under this PGD is 40mg (4mL).</p>
Frequency of dose/Duration of treatment	No more than one joint should be treated in one day. The injection may be repeated at an interval of three months.
Maximum or minimum treatment period	No more than 3 injections should be given in any one site in one year.

Lidocaine Hydrochloride BP 1% W/V For Injection (Administer) 1mL, 2mL, 5mL Ampoules	
Route/Method of Administration	Intra-articular or periarticular (soft tissue) injection only.
Quantity to be administered	See Dose/Maximum total dose section above.
Potential Adverse Reactions	<p>Adverse effects are rare and usually the result of excessively high blood concentration due to inadvertent intravascular injection, excessive dosage, rapid absorption or occasionally due to hypersensitivity.</p> <p>Side effects include nervousness, dizziness, confusion, respiratory depression, convulsions, hypotension and bradycardia. Allergic reactions can include urticaria, oedema and anaphylactic reactions.</p>
Advice	As previously listed in PGD.
Monitoring (If applicable)	N/A
Follow up (If applicable)	As previously listed in PGD.
Storage	Store at less than 25°C. Protect from light.

Methylprednisolone Acetate (Depo-Medrone® 40mg/mL Suspension For Injection) (Administer)	
Indication	<p>Intra-articular administration:</p> <ul style="list-style-type: none"> • Rheumatoid arthritis • Osteoarthritis with an inflammatory component. <p>Soft tissue administration (intrabursal, periarticular, into tendon sheath):</p> <ul style="list-style-type: none"> • Synovitis not associated with infection • Epicondylitis • Tenosynovitis • Plantar fasciitis • Bursitis • Capsulitis.
Inclusion Criteria	See section in PGD
Exclusion Criteria	<p>Medical advice should be sought immediately for any individual who is excluded from the PGD due to the following;</p> <p>See SMPC and current BNF for full details of contraindications and interactions. See current BNF/BNFC Appendix 1 for full details.</p>
Legal Status	<p>Methylprednisolone Acetate (Depo-Medrone® 40mg/mL Suspension for Injection) is a Prescription-only Medicine (POM).</p> <p>The individual must be advised that methylprednisolone injection is not licensed to be given via the bursae at a dose of greater than 30mg (0.75mL). It is however an accepted clinical practice this constitutes an off-label use of methylprednisolone. It is important to document that this has been explained to the individual.</p>
Dose/Maximum total dose	<ul style="list-style-type: none"> • Large joints/bursae/periarticular lesions: 20 to 80mg (0.5 to 2mL). • Medium joint/bursae/periarticular lesions: 10 to 40mg (0.25 to 1mL) • Small joints/bursae/periarticular lesions: 4 to 10mg (0.1 to 0.25mL) <p>Maximum dose of methylprednisolone acetate allowed under this PGD is 80mg (2mL).</p>

Methylprednisolone Acetate (Depo-Medrone® 40mg/mL Suspension For Injection) (Administer)	
Frequency of dose/Duration of treatment	No more than one joint should be treated in one day. The injection may be repeated at an interval of three months.
Maximum or minimum treatment period	No more than 3 injections should be given in any one site in one year.
Route/Method of Administration	Intra-articular, periarticular, intrabursal injection or injection into the tendon sheath.
Quantity to be administered	See Dose/Maximum total dose section above.
Potential Adverse Reactions	<p>Common: With intra-articular or other local injections, the principal side effect encountered is a temporary local exacerbation with increased pain and swelling. This normally subsides after a few hours.</p> <p>Systemic absorption of methylprednisolone occurs following intra-articular injection of Depo-Medrone. Systemic as well as local effects can therefore be expected.</p> <p>Local Effects:</p> <p>Joint sepsis, soft tissue infections, subcutaneous atrophy/skin depigmentation, post injection pain at injection site, tendon rupture, steroid arthropathy.</p> <p>Systemic Effects:</p> <p>Facial flushing, alteration in glycaemic control (diabetics), menstrual irregularities, syncope. Osteoporosis can occur with the systemic use of corticosteroids. Systemic effects do not ordinarily occur with intra-articular injections when the proper techniques of administration and the recommended dosage regimens are observed. However care should be taken to avoid steroid loading in those with existing osteoporosis.</p> <p>This list may not represent all reported side effects of this medicine. Refer to the most current SmPC for more information.</p>

Methylprednisolone Acetate (Depo-Medrone® 40mg/mL Suspension For Injection) (Administer)	
Advice	<p>As previously listed in PGD.</p> <p>Additionally, advise about relative rest; wait for 30 minutes following the injection to ensure no immediate adverse drug reaction and avoidance of over-use of the area in which symptomatic benefit has been obtained.</p> <p>Undesirable effects, such as dizziness, vertigo, visual disturbances and fatigue are possible after treatment with corticosteroids. If affected advise the individual not to drive or operate machinery.</p> <p>Suppression of inflammatory response and immune function increases the susceptibility to infections and their severity. Individuals should be advised to take particular care to avoid exposure to measles and to seek immediate medical advice if exposure occurs.</p>
Monitoring (If applicable)	N/A
Follow up (If applicable)	As previously listed in PGD.
Storage	Protect from freezing.

Methylprednisolone Acetate (Depo-Medrone® 4% with Lidocaine 1% Suspension For Injection) (Administer)	
Indication	<p>Intra-articular administration:</p> <ul style="list-style-type: none"> • Rheumatoid arthritis • Osteoarthritis with an inflammatory component. <p>Soft tissue administration (intrabursal, periarticular, into tendon sheath):</p> <ul style="list-style-type: none"> • Synovitis not associated with infection • Epicondylitis • Tenosynovitis • Plantar fasciitis • Bursitis • Capsulitis.
Inclusion Criteria	See section in PGD
Exclusion Criteria	<p>Medical advice should be sought immediately for any individual who is excluded from the PGD due to the following;</p> <ul style="list-style-type: none"> • Known allergy or hypersensitivity to lidocaine or anaesthetics of the amide type. <p>See SMPC and current BNF for full details of contraindications and interactions. See current BNF/BNFC Appendix 1 for full details.</p>
Legal Status	<p>Methylprednisolone Acetate (Depo-Medrone® 4% with Lidocaine 1% Suspension for injection) is a Prescription-only Medicine (POM).</p> <p>The individual must be advised that methylprednisolone injection is not licensed to be given via the bursae at a dose of greater than 30mg (0.75mL). It is however an accepted clinical practice this constitutes an off-label use of methylprednisolone. It is important to document that this has been explained to the individual.</p>
Dose/Maximum total dose	<ul style="list-style-type: none"> • Large joints/bursae/periarticular lesions: 20 to 80mg steroid (0.5 to 2mL) • Medium joint/bursae/periarticular lesions: 10 to 40mg steroid (0.25 to 1mL) • Small joints/bursae/periarticular lesions: 4 to 10mg steroid (0.1 to 0.25mL) <p>Maximum dose of steroid (methylprednisolone acetate) allowed under this PGD is 80mg (2mL).</p>

Methylprednisolone Acetate (Depo-Medrone® 4% with Lidocaine 1% Suspension For Injection) (Administer)	
Frequency of dose/Duration of treatment	No more than one joint should be treated in one day. The injection may be repeated at an interval of three months.
Maximum or minimum treatment period	No more than 3 injections should be given in any one site in one year.
Route/Method of Administration	Intra-articular, periarticular, intrabursal injection or injection into the tendon sheath.
Quantity to be administered	See Dose/Maximum total dose section above.
Potential Adverse Reactions	<p>Lidocaine Common: Adverse effects are rare and usually the result of excessively high blood concentration due to inadvertent intravascular injection, excessive dosage, rapid absorption or occasionally due to hypersensitivity.</p> <p>Side effects include nervousness, dizziness, confusion, respiratory depression, convulsions, hypotension and bradycardia. Allergic reactions can include urticaria, oedema and anaphylactic reactions.</p> <p>Steroid Common: With intra-articular or other local injections, the principal side effect encountered is a temporary local exacerbation with increased pain and swelling. This normally subsides after a few hours.</p> <p>Systemic absorption of methylprednisolone occurs following intra-articular injection of Depo-Medrone. Systemic as well as local effects can therefore be expected.</p> <p>Local Effects:</p> <p>Joint sepsis, soft tissue infections, subcutaneous atrophy/skin depigmentation, post injection pain at injection site, tendon rupture, steroid arthropathy.</p> <p>Systemic Effects:</p> <p>Facial flushing, alteration in glycaemic control (diabetics), menstrual irregularities, syncope. Osteoporosis can occur with the systemic use of corticosteroids. Systemic effects do not ordinarily occur with intra-articular injections when the proper techniques of administration and the recommended dosage regimens are observed. However care should be taken to avoid steroid loading in those with existing osteoporosis.</p>

Methylprednisolone Acetate (Depo-Medrone® 4% with Lidocaine 1% Suspension For Injection) (Administer)	
	This list may not represent all reported side effects of this medicine. Refer to the most current SmPC for more information.
Advice	<p>As previously listed in PGD.</p> <p>Additionally, advise about relative rest, wait for 30 minutes following the injection to ensure no immediate adverse drug reaction and avoidance of over-use of the area in which symptomatic benefit has been obtained.</p> <p>Undesirable effects, such as dizziness, vertigo, visual disturbances and fatigue are possible after treatment with corticosteroids. If affected advise the individual not to drive or operate machinery.</p> <p>Suppression of inflammatory response and immune function increases the susceptibility to infections and their severity. Individuals should be advised to take particular care to avoid exposure to measles and to seek immediate medical advice if exposure occurs.</p>
Monitoring (If applicable)	N/A
Follow up (If applicable)	As previously listed in PGD.
Storage	Do not store above 25°C. Do not freeze.

Triamcinolone Acetonide (Kenalog® 40mg/mL Suspension For Injection) (Administer)	
Indication	Intra-articular use: For alleviating the joint pain, swelling and stiffness associated with rheumatoid arthritis and osteoarthritis, with an inflammatory component; also for bursitis, epicondylitis, capsulitis and tenosynovitis.
Inclusion Criteria	See section in PGD.
Exclusion Criteria	<p>Medical advice should be sought immediately for any individual who is excluded from the PGD due to the following;</p> <p>See list in main PGD.</p> <p>See SMPC and current BNF for full details of contraindications and interactions. See current BNF/BNFC Appendix 1 for full details.</p>
Legal Status	Triamcinolone Acetonide (Kenalog® 40mg/mL suspension for injection) is a Prescription-only Medicine (POM).
Dose/Maximum total dose	<ul style="list-style-type: none"> • Large joints/bursae/periarticular lesions: 10 to 40mg (0.25 to 1mL) • Medium joint/bursae/periarticular lesions: 10 to 40mg (0.25 to 1mL) • Small joints/bursae/periarticular lesions: 4 to 10mg (0.1 to 0.25mL) <p>Maximum dose of 40mg (1mL) only allowed under this PGD.</p>
Frequency of dose/Duration of treatment	No more than one joint should be treated in one day. The injection may be repeated at an interval of three months.
Maximum or minimum treatment period	No more than 3 injections should be given in any one site in one year.
Route/Method of Administration	Intra-articular, periarticular, intrabursal injection or injection into the tendon sheath.
Quantity to be administered	See Dose/Maximum total dose section above.

Triamcinolone Acetonide (Kenalog® 40mg/mL Suspension For Injection) (Administer)	
Potential Adverse Reactions	<p>Common: With intra-articular or other local injections, the principal side effect encountered is a temporary local exacerbation with increased pain and swelling. This normally subsides after a few hours. Headache post injection is also commonly reported.</p> <p>Systemic absorption of triamcinolone may occur following intra-articular injection of Kenalog into large joints at high doses. Systemic as well as local effects may therefore be expected.</p> <p>Local Effects:</p> <p>Joint sepsis, soft tissue infections, subcutaneous atrophy/skin depigmentation, post injection pain at injection site, tendon rupture, steroid arthropathy.</p> <p>Systemic Effects:</p> <p>Facial flushing, alteration in glycaemic control (diabetics), menstrual irregularities, syncope. Osteoporosis can occur with the systemic use of corticosteroids. Systemic effects do not ordinarily occur with intra-articular injections when the proper techniques of administration and the recommended dosage regimens are observed. However care should be taken to avoid steroid loading in those with existing osteoporosis.</p> <p>This list may not represent all reported side effects of this medicine. Refer to the most current SmPC for more information.</p>
Advice	<p>As previously listed in PGD.</p> <p>Additionally, advise about relative rest, wait for 30 minutes following the injection to ensure no immediate adverse drug reaction and avoidance of over-use of the area in which symptomatic benefit has been obtained.</p> <p>Undesirable effects, such as dizziness, vertigo, visual disturbances and fatigue are possible after treatment with corticosteroids. If affected advise the individual not to drive or operate machinery.</p>

Triamcinolone Acetonide (Kenalog® 40mg/mL Suspension For Injection) (Administer)	
	Suppression of inflammatory response and immune function increases the susceptibility to infections and their severity. Individuals should be advised to take particular care to avoid exposure to measles and to seek immediate medical advice if exposure occurs.
Monitoring (If applicable)	N/A
Follow up (If applicable)	As previously listed in PGD.
Storage	Do not store above 25°C. Do not freeze. Store in an upright position.

Triamcinolone Acetonide (Adcortyl Intra-Articular/Intradermal Injection 10mg/mL) (Administer)	
Indication	Intra-articular use: For alleviating the joint pain, swelling and stiffness associated with rheumatoid arthritis and osteoarthritis, with an inflammatory component; also for bursitis, epicondylitis, capsulitis and tenosynovitis.
Inclusion Criteria	See section in PGD.
Exclusion Criteria	<p>Medical advice should be sought immediately for any individual who is excluded from the PGD due to the following;</p> <p>See list in main PGD.</p> <p>See SMPC and current BNF for full details of contraindications and interactions. See current BNF/BNFC Appendix 1 for full details.</p>
Legal Status	Triamcinolone Acetonide (Adcortyl Intra-Articular/Intradermal Injection 10mg/mL) is a Prescription-only Medicine (POM).
Dose/Maximum total dose	<ul style="list-style-type: none"> • Large joints/bursae/periarticular lesions: 10 to 15mg (1 to 1.5mL) • Medium joint/bursae/periarticular lesions: 10 to 15mg (1 to 1.5mL) • Small joints/bursae/periarticular lesions: 4 to 10mg (0.4 to 1mL) <p>Maximum dose of 15mg (1.5mL) only allowed under this PGD.</p>
Frequency of dose/Duration of treatment	No more than one joint should be treated in one day. The injection may be repeated at an interval of three months.
Maximum or minimum treatment period	No more than 3 injections should be given in any one site in one year.
Route/Method of Administration	Intra-articular, periarticular, intrabursal injection or injection into the tendon sheath.
Quantity to be administered	See Dose/Maximum total dose section above.

**Triamcinolone Acetonide (Adcortyl Intra-Articular/Intradermal Injection
10mg/mL) (Administer)**

<p>Potential Adverse Reactions</p>	<p>Common: With intra-articular or other local injections, the principal side effect encountered is a temporary local exacerbation with increased pain and swelling. This normally subsides after a few hours. Headache post injection is also commonly reported.</p> <p>Systemic absorption of triamcinolone may occur following intra-articular injection of Adcortyl into large joints at high doses. Systemic as well as local effects may therefore be expected.</p> <p>Local Effects:</p> <p>Joint sepsis, soft tissue infections, subcutaneous atrophy/skin depigmentation, post injection pain at injection site, tendon rupture, steroid arthropathy.</p> <p>Systemic Effects:</p> <p>Facial flushing, alteration in glycaemic control (diabetics), menstrual irregularities, syncope. Osteoporosis can occur with the systemic use of corticosteroids. Systemic effects do not ordinarily occur with intra-articular injections when the proper techniques of administration and the recommended dosage regimens are observed. However care should be taken to avoid steroid loading in those with existing osteoporosis.</p> <p>This list may not represent all reported side effects of this medicine. Refer to the most current SmPC for more information.</p>
<p>Advice</p>	<p>As previously listed in PGD.</p> <p>Additionally, advise about relative rest, wait for 30 minutes following the injection to ensure no immediate adverse drug reaction and avoidance of over-use of the area in which symptomatic benefit has been obtained.</p> <p>Undesirable effects, such as dizziness, vertigo, visual disturbances and fatigue are possible after treatment with corticosteroids. If affected advise the individual not to drive or operate machinery.</p>

Triamcinolone Acetonide (Adcortyl Intra-Articular/Intradermal Injection 10mg/mL) (Administer)	
	Suppression of inflammatory response and immune function increases the susceptibility to infections and their severity. Individuals should be advised to take particular care to avoid exposure to measles and to seek immediate medical advice if exposure occurs.
Monitoring (If applicable)	N/A
Follow up (If applicable)	As previously listed in PGD.
Storage	In an upright position. Do not store above 25°C. Do not freeze or refrigerate. Protect from light.